

## VERBE LIKE: PRESENT SIMPLE

I/ You / We / They      **like**  
\_\_\_\_\_ music  
He/ she/ it      **likes**

- J'ajoute -s à la 3eme personne du singulier

I/ we/ you/ they

he/ she/ it

Affirmation :      They **like** sweets.

Tom **likes** comics.

Négation:      They **don't** like coffee.

He **doesn't** like video games.

Interrogation:      **Do** they like music?

**Does** he like sport?

Réponses brèves:      Yes, they **do**.

Yes, he **does**.

No, they **don't**.

No, he **doesn't**.

**Pour former les questions, les négations et les réponses brèves au présent simple :**

On a besoin d'un auxiliaire : **do** ou **does** à la 3eme personne du singulier.

- On l'inverse avec le sujet dans les questions
- On ajoute **not** ou **n't** directement après lui dans les négations
- Et on le reprend dans les réponses brèves.

Pronoms sujets

pronoms compléments

I like London.

Look at **me**.

You like London.

Look at **you**.

He likes London.

Look at **him**.

She likes London.

Look at **her**.

It likes London.

Look at **it**.

We like London.

Look at **us**.

You like London.


Look at **you**.

They like London.


Look at **them**.

# 1 Le prétérit des verbes réguliers

Exemples : **enjoy, like**



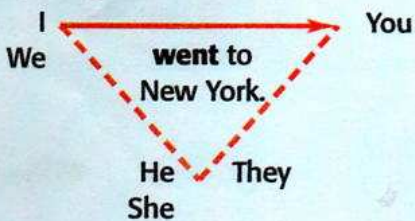
- **Did you enjoy it?** - Yes I **did**.




- **Did they like it?** - No, they **didn't**.

# 2 Le prétérit des verbes irréguliers

Exemple : **go**



- **Did you go** by plane? - Yes, I **did**.



- **Did she go** to Central Park? - No, she **didn't**.

# 3 Expressions + V -ING

